
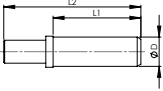
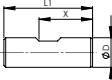
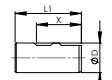
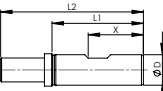
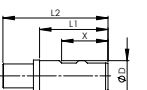


Drivers

Overview Standard Drives

Description	Standard	Sketch	Drilling range from - to	L1	L2	X	G	Drawing- number	
Ø 10 x 40	DIN 6535-HA		1,850 - 7,299	40	-	-	-	ZH10-008	
Ø 12 x 45			1,850 - 8,999	45	-	-	-	ZH12-008	
Ø 16 x 48			1,850 - 12,399	48	-	-	-	ZH16-012	
Ø 20 x 50			1,850 - 15,899	50	-	-	-	ZH20-009	
Ø 25 x 56			6,000 - 19,509	56	-	-	-	ZH25-012	
Ø 32 x 60			9,700 - 25,609	60	-	-	-	ZH32-010	
Ø 40 x 70			9,700 - 32,609	70	-	-	-	ZH40-016	
Ø 10 x 40	DIN 6535-HA with pin		7,300 - 10,799	40	57	-	-	ZH10-018	
			10,800 - 12,399						ZH10-009
Ø 12 x 45			9,000 - 12,399	45	62	-	-	ZH12-012	
			12,400 - 15,899					ZH12-009	
Ø 16 x 48			12,400 - 16,399	48	75	-	-	ZH16-088	
			16,400 - 20,509					ZH16-013	
Ø 20 x 50			15,900 - 20,509	50	77	-	-	ZH20-045	
			20,510 - 29,600					ZH20-010	
Ø 25 x 56			19,510 - 25,609	56	86	-	-	ZH25-069	
			25,610 - 34,699					ZH25-013	
Ø 32 x 60			25,610 - 32,609	60	100	-	-	ZH32-021	
	32,610 - max					ZH32-011			
Ø 40 x 70	32,610 - max	70	110	-	-	ZH40-018			
Ø 10 x 40	DIN 1835-B		1,850 - 7,299	40	-	23,5	-	ZH10-003	
Ø 12 x 45			1,850 - 8,999	45	-	26,5	-	ZH12-001	
Ø 16 x 48			1,850 - 12,399	48	-	29	-	ZH16-001	
Ø 20 x 50			1,850 - 15,899	50	-	30,5	-	ZH20-001	
Ø 25 x 56			6,000 - 19,509	56	-	38	-	ZH25-001	
Ø 32 x 60			9,700 - 25,609	60	-	43	-	ZH32-001	
Ø 40 x 70			9,700 - 32,609	70	-	47	-	ZH40-001	
Ø 10 x 40	DIN 1835-B with pin		7,300 - 10,799	40	57	23,5	-	ZH10-004	
			10,800 - 12,399						ZH10-005
Ø 12 x 45			9,000 - 12,399	45	62	26,5	-	ZH12-002	
			12,400 - 15,899					ZH12-003	
Ø 16 x 48			12,400 - 16,399	48	75	29	-	ZH16-002	
			16,400 - 20,509					ZH16-083	
Ø 20 x 50			15,900 - 20,509	50	77	30,5	-	ZH20-027	
		20,510 - 29,600					ZH20-002		
Ø 25 x 56			19,510 - 25,609	56	86	38	-	ZH25-002	
			25,610 - 34,699					ZH25-003	
Ø 32 x 60			25,610 - 32,609	60	100	43	-	ZH32-003	
			32,610 - max					ZH32-002	
Ø 40 x 70			32,610 - max	70	110	47	-	ZH40-015	

Type 100 Single flute gundrills with brazed carbide head

Description	Standard	Sketch	Drilling range from - to	L1	L2	X	G	Drawing- number	
Ø 10 x 40	DIN 1835-E		1,850 - 7,299	40	-	28	-	ZH10-010	
Ø 12 x 45			1,850 - 8,999	45	-	33	-	ZH12-004	
Ø 16 x 48			1,850 - 12,399	48	-	36	-	ZH16-014	
Ø 20 x 50			1,850 - 15,899	50	-	38	-	ZH20-003	
Ø 25 x 56			6,000 - 19,509	56	-	44	-	ZH25-009	
Ø 32 x 60			9,700 - 25,609	60	-	48	-	ZH32-004	
Ø 40 x 70			9,700 - 32,609	70	-	66	-	ZH40-012	
Ø 10 x 40	DIN 1835-E with pin		7,300 - 10,799	40	57	28	-	ZH10-015	
			10,800 - 12,399						ZH10-011
Ø 12 x 45			9,000 - 12,399	45	62	33	-	ZH12-010	
			12,400 - 15,899						ZH12-005
Ø 16 x 48			12,400 - 16,399	48	75	36	-	ZH16-084	
			16,400 - 20,509						ZH16-015
Ø 20 x 50			15,900 - 20,509	50	77	38	-	ZH20-043	
			20,510 - 29,600						ZH20-004
Ø 25 x 56			19,510 - 25,609	56	86	44	-	ZH25-010	
			25,610 - 34,699						ZH25-011
Ø 32 x 60	25,610 - 32,609	60	100	48	-	ZH32-006			
	32,610 - max						ZH32-005		
Ø 40 x 70	32,610 - max	70	110	66	-	ZH40-013			
Ø 10 x 40	DIN 6535-HE		1,850 - 7,299	40	-	28	-	ZH10-006	
Ø 12 x 45			1,850 - 8,999	45	-	33	-	ZH12-006	
Ø 16 x 48			1,850 - 12,399	48	-	36	-	ZH16-010	
Ø 20 x 50			1,850 - 15,899	50	-	38	-	ZH20-007	
Ø 10 x 40	DIN 6535-HE with pin		7,300 - 10,799	40	57	28	-	ZH10-016	
			10,800 - 12,399						ZH10-007
Ø 12 x 45			9,000 - 12,399	45	62	33	-	ZH12-011	
			12,400 - 15,899						ZH12-007
Ø 16 x 48			12,400 - 16,399	48	75	36	-	ZH16-088	
			16,400 - 20,509						ZH16-011
Ø 20 x 50			15,900 - 20,509	50	77	38	-	ZH20-044	
	20,510 - 29,600						ZH20-008		
Ø 10 x 40			1,850 - 7,299	40	-	24	-	ZH10-001	
Ø 16 x 45			1,850 - 12,399	45	53	31	-	ZH16-073	
Ø 25 x 70			1,850 - 10,000	70	78	34	-	ZH25-031	
			10,001 - 15,899						ZH25-020
Ø 10 x 40	with pin		7,300 - 10,799	40	57	24	-	ZH10-002	
			10,800 - 12,399						ZH10-019
Ø 16 x 45			12,400 - 16,399	45	72	31	-	ZH16-008	
			16,400 - 20,509						ZH16-009
Ø 25 x 70			15,900 - 20,509	70	105	34	-	ZH25-021	
			20,510 - max						ZH25-084
Ø 16 x 50			1,850 - 12,399	50	58	47,5	-	ZH16-016	
Ø 16 x 50	with pin		12,400 - 16,399	50	77	47,5	-	ZH16-086	
			16,400 - 20,500					ZH16-017	

Type 100 Single flute gundrills with brazed carbide head

Description	Standard	Sketch	Drilling range from - to	L1	L2	X	G	Drawing- number
Ø 10 x 60	GKT		1,850 - 7,299	60	-	-	M6x0,5	ZH10-001
Ø 16 x 80			1,850 - 12,399	80	-	-	M10x1	ZH16-020
Ø 25 x 100			1,850 - 20,509	100	-	-	M16x1,5	ZH25-018
Ø 10 x 60	GKT with pin		7,300 - 10,799	60	77	-	M6x0,5	ZH10-002
Ø 16 x 80			10,800 - 12,399					80
Ø 16 x 80			12,400 - 16,399	ZH16-090				
Ø 16 x 80			16,400 - 20,500	ZH16-021				
Ø 25 x 100			20,510 - 25,609	100	140	-	M16x1,5	ZH25-030
Ø 25 x 100	25,610 - max	ZH25-019						
Ø 12,7 x 38,1	Zoll		1,850 - 9,699	38,1	-	25,3	-	ZH12,7-001
Ø 19,05 x 70			3,960 - 14,899	70	-	45	-	ZH19,05-004
Ø 25,4 x 70			6,000 - 19,509	70	-	57,5	-	ZH25,4-006
Ø 31,7 x 70			9,700 - 25,609	70	-	57,5	-	ZH31,7-001
Ø 38,1 x 70			9,700 - 32,609	70	-	57,5	-	ZH38,1-001
Ø 19,05 x 70	Zoll with pin		14,900 - 24,609	70	97	45	-	ZH19,05-002
Ø 25,4 x 70			19,510 - max	70	100	57,5	-	ZH25,4-007
Ø 31,7 x 70			25,610 - max	70	110	57,5	-	ZH31,7-002
Ø 38,1 x 70			32,610 - max	70	110	57,5	-	ZH38,1-002
Ø 19,05 x 70			Muraki		3,960 - 14,899	70	-	45
Ø 19,05 x 70	Muraki with pin		14,900 - 24,609	70	97	45	-	ZH19,05-020
Ø 19,05 x 70	with inclined clamping surface		3,960 - 14,899	70	-	57,5	-	ZH19,05-021
Ø 19,05 x 70	with inclined clamping surface with pin		14,900 - 24,609	70	97	57,5	-	ZH19,05-022
Ø 10 x 60	VDI 3208		1,850 - 7,299	60	68	35	M6x0,5	SH10-001
Ø 16 x 80			1,850 - 12,399	80	90	37	M10x1	SH16-007
Ø 25 x 100			1,850 - 15,899	100	112	45	M16x1,5	SH25-003
Ø 16 x 80	VDI 3208 with pin		12,400 - 16,399	80	110	37	M10x1	SH16-008
Ø 25 x 100			15,900 - max	100	140	142	M16x1,5	SH25-004
Ø 16 x 112	adjustment driver		1,850 - 12,899	60	-	73	TR16x1,5	SH16-003
Ø 20 x 126			1,850 - 14,899	80	-	82	TR20x2	SH20-001
Ø 28 x 126			6,000 - 21,509	100	-	82	TR28x2	SH28-003
Ø 36 x 162			8,700 - 28,609	100	-	109	TR36x2	SH36-001
Ø 16 x 40	Speedbit		1,850 - 12,399	40	-	28	-	ZH16-006
Ø 25 x 50			4,000 - 19,509	50	-	35	-	ZH25-004
Ø 35 x 60			9,700 - 28,609	60	-	40	-	ZH35-003
Ø 16 x 40	Speedbit with pin		12,400 - 16,399	40	67	28	-	ZH16-007
Ø 16 x 40			16,400 - 20,509					ZH16-091
Ø 25 x 50			19,510 - 25,609	50	77	35	-	ZH25-005
Ø 25 x 50			25,610 - 30,609					ZH25-070
Ø 35 x 60			28,610 - max					60

We are happy to produce for you special drivers to your drawing.