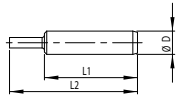
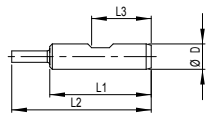
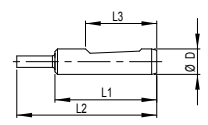
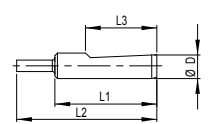
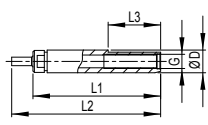


Driver

Overview Standard Drives

Description	Standard	Sketch	Drilling range from - to	L1	L2	X	G	Drawing-number		
Ø 4 x 34/46	DIN 6535-HA		0,800 - 2,905	34	46	-	-	ZH4-028		
			2,906 - 5,145					ZH4-033		
Ø 6 x 36/50					0,900 - 4,645	36	50	-	-	ZH6-016
Ø 10 x 40/55					0,900 - 7,000	40	55	-	-	ZH10-092
Ø 12 x 45/60					0,900 - 7,000	45	60	-	-	ZH12-032
Ø 16 x 48/63					0,900 - 7,000	48	63	-	-	ZH16-095
Ø 6 x 36/50	DIN 1835-B		0,900 - 4,645	36	50	20	-	ZH6-014		
Ø 10 x 40/55			0,900 - 6,349	40	55	23,5	-	ZH10-093		
Ø 12 x 45/60			0,900 - 7,000	45	60	26,5	-	ZH12-031		
Ø 16 x 48/63			0,900 - 7,000	48	63	29	-	ZH16-102		
Ø 6 x 36/50	DIN 6535-HE		0,900 - 4,645	36	50	25	-	ZH6-028		
Ø 10 x 40/55			0,900 - 6,349	40	55	28	-	ZH10-096		
Ø 12 x 45/60			0,900 - 7,000	45	60	33	-	ZH12-038		
Ø 16 x 48/63			0,900 - 7,000	48	63	36	-	ZH16-116		
Ø 6 x 36/50	DIN 1835-E		0,900 - 4,645	36	50	25	-	ZH6-012		
Ø 10 x 40/55			0,900 - 6,349	40	55	28	-	ZH10-099		
Ø 12 x 45/60			0,900 - 7,000	45	60	33	-	ZH12-037		
Ø 16 x 48/63			0,900 - 7,000	48	63	36	-	ZH16-117		
Ø 16 x 80/105			0,900 - 7,000	80	105	37	M10x1	SH16-018		

More drivers are available on request.

We are happy to produce for you special drivers to your drawing.